
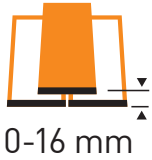


# SLATE TWIN FLASHING FOR VERTICA ENERGY WINDOWS

## SBN



### APPLICABLE

- Suitable for side by side installation of two VERTICA ENERGY (type KAN) roof windows
- In roof pitch range of 15°-55°
- For slates and flat roofings, up to 8mm (max overlapped thickness is 16 mm)
- For roof window distance of 120 mm
- For both 'long overhang boxed eaves' and 'flush eaves detail' solutions





### FEATURES

- Perfect watertightness
- Easy installation
- Weather and UV ray resistant
- Lead free

### MATERIAL

- Aluminium
- Powder coated grey, RAL 7043

### AVAILABLE SIZES\* [CM]

			
<b>M4A</b>	<b>M6A</b>	<b>M8A</b>	<b>M10A</b>
78x98	78x118	78x140	78x160

\*According to the upper/pitched windows



Long overhang boxed eaves



Flush eaves detail

[www.dakea.com](http://www.dakea.com)

